



# Missouri Melanoma Cancers

## 2014-2018 stats and facts



**6,799**

New Cases Found

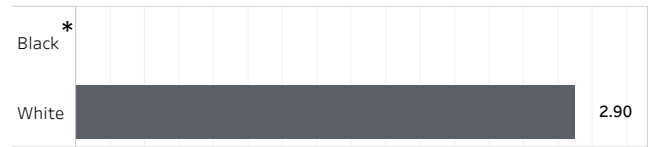
**13,344**

Melanoma Cancer Survivors

Incidence rate by Race



Death rate by Race



\* Rate is suppressed

Missourians with diagnosed Melanoma cancer

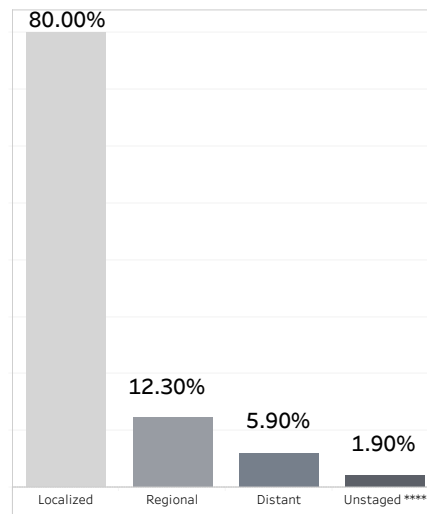
**0.22%**

5 year relative survival rate is **88.50%**

Incidence rate by gender

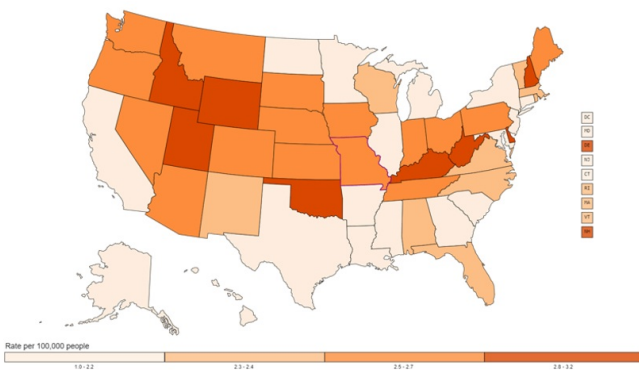


Stage\*\* Distribution



[https://www.cdc.gov/cancer/skin/basic\\_info/screening.htm](https://www.cdc.gov/cancer/skin/basic_info/screening.htm)

Missouri ranked **17th** in the death rate for melanoma in the US\*\*\*



Death rate in Missouri with Melanoma per 100 thousand is

**2.60**

Rates are per 100,000 and age-adjusted to the 2000 US Std Population (19 age groups - Census P25-1130) standard.

\*\* Localized, Distant, Regional, and Unstaged corresponds to malignant behavior.

\*\*\* Rate of cancer deaths in the United States, 2014-2018 Melanoma, All Ages, All Races and Ethnicities, Male and Female

For more information, please visit:  
<http://mcr.umh.edu/> | (574)882-7775

MCR is a collaborative partnership between the Missouri Department of Health and Senior Services (DHSS) and the University of Missouri funded by the Centers for Disease Control and Prevention's (CDC's) National Program of Cancer Registries (NPCR).

**Missouri Cancer Registry  
and Research Center**